

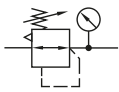
# Pressure regulator RX

## Technical details

|                          |   |
|--------------------------|---|
| <b>Temperature range</b> | 0°C ... +60°C   |
| <b>Input range</b>       | max. 16 bar   |
| <b>Mounting</b>          | arbitrary   |
| <b>Medium</b>            | compressed air according to ISO 8573-1:2010, neutral gases                                      |
| <b>Materials</b>         | Body: zinc diecasting, seals: NBR,<br>inner parts: zinc coated steel, stainless steel and brass |



Pressure regulator with diaphragm and relieving feature.  
Locking: rotary lock possible.

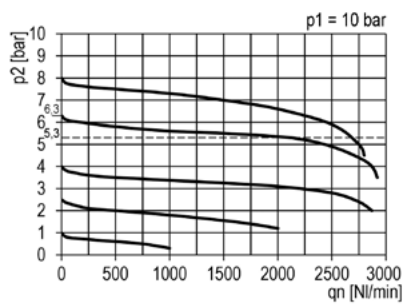
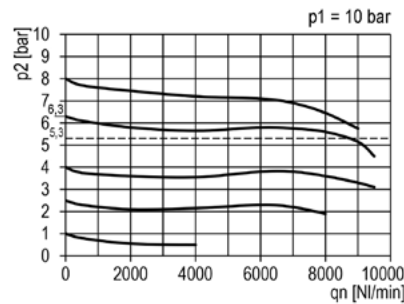


## Order code

| Series   |                           | Versions  |  |
|--|---------------------------|---|--|
| <p style="text-align: center;"><b>RX-***-**-0-00**</b></p> |                           | <p><b>Digit 3</b> Gauge, flow direction</p>             |  |
| <p><b>Connection / Size</b></p>                            |                           | <p>0 without gauge, flow from left to right</p>         |  |
| 14   | G1/4 / X1                 | 1 without gauge, flow from right to left                |  |
| 37   | G3/8 / X1                 | 2 <b>with gauge, flow from left to right (standard)</b> |  |
| 12   | G1/2 / X2                 | 3 with gauge, flow from right to left                   |  |
| 34   | G3/4 / X2                 |   |  |
| <p><b>Output range</b></p>                                 |                           | <p><b>Digit 4</b></p>                                   |  |
| 03   | 0.2 ... 3 bar             | 1 standard  |  |
| 06   | 0.5 ... 6 bar             | 2 key lockable  |  |
| 10   | 0.5 ... 10 bar (standard) |   |  |

**Technical data**

| Model-no.:    | RX-14-... | RX-37-... | RX-12-... | RX-34-... |
|---------------|-----------|-----------|-----------|-----------|
| Connection    | G1/4      | G3/8      | G1/2      | G3/4      |
| Size          | X1        | X1        | X2        | X2        |
| Flow (NI/min) | 2000      | 2000      | 8800      | 8800      |
| Weight (kg)   | 0.32      | 0.31      | 0.80      | 0.77      |

**Flow characteristic**
**RX-14, RX-37**

**RX-12, RX-34**

**Accessories**
**Mounting brackets WK**

**Mounting brackets WX**

**Coupling kits KPX**

**Mounting nut RM**


Details: see page 12-39